



# GUIDELINES TO DOWNLOAD AND SHARE A CERTIFICATION BADGE

## CONGRATULATIONS ON EARNING YOUR BADGE!


You've put in the work, now it's time for your credential to be seen. We share with you the step by step tutorial on how to do it and share it with your network.

### Please follow the below steps:

- 1 - You will received an email from Association of Asset Management Professionals via Credly <admin@credly.com>. Check SPAM if you didn't received it within 3 business days.




- 2 - Be sure to click "accept your earned Badge" on your email.



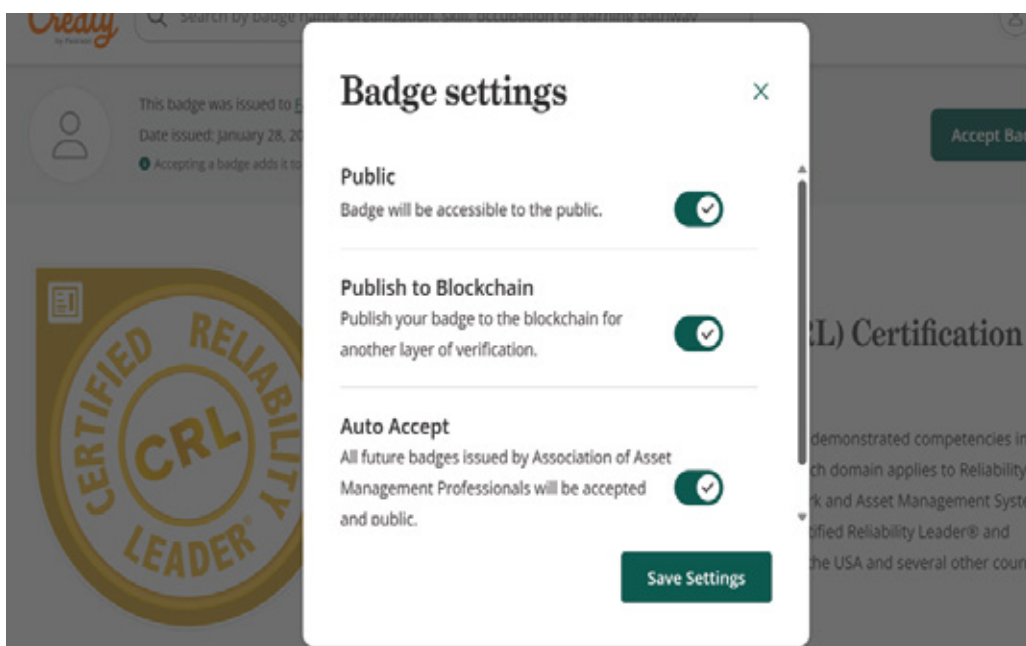
- 3 - Create an account or login with a Google or Apple account. These steps ensure that your badge can be verified by a third party.

- 4 - Accept your Badge. You will be redirected to a page with the Earned Badge skills information, learned knowledge, standards and Certificate number.

- 5 - While setting up your Credly profile, keep in mind that earned Badges come already with determined skills. In this step you have the opportunity to eliminate any skill that you don't want to add to your professional or social media channel.

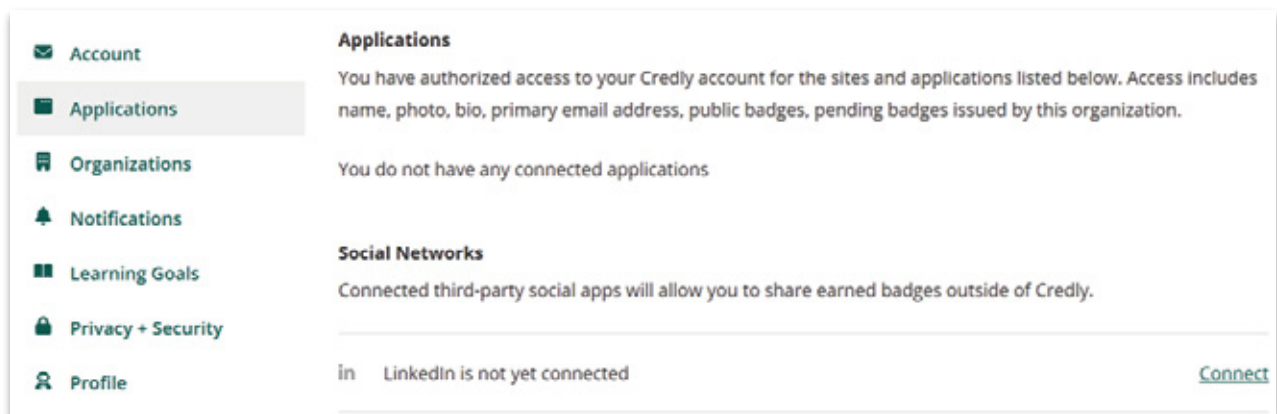
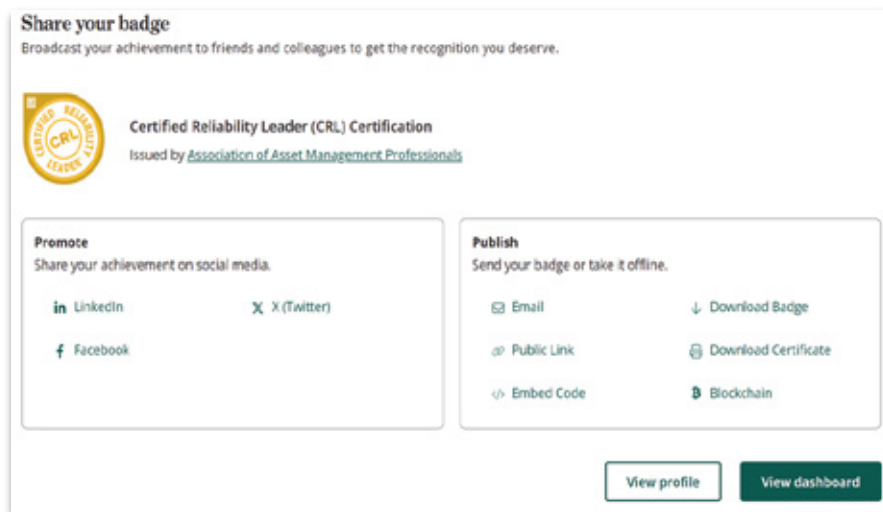


- 5.1 - Set up your personal settings

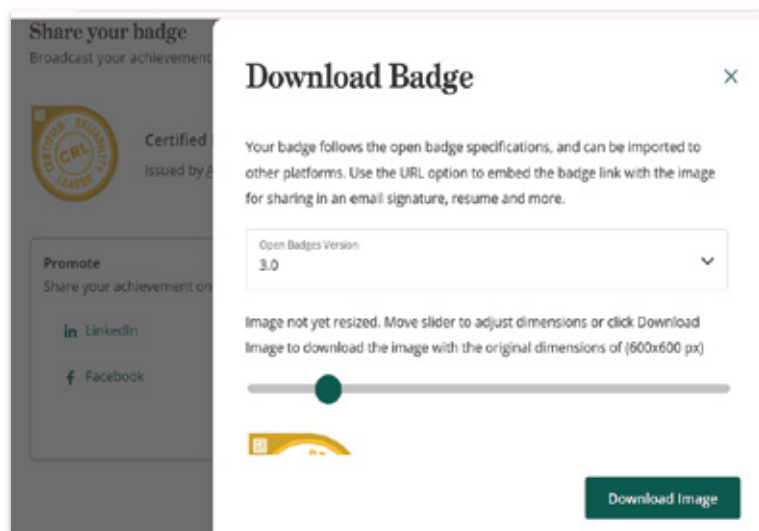



## SHARING YOUR NEW BADGE IN LINKEDIN AND FACEBOOK. (Optional)

- 6 - Download the Badge image and start sharing it on your social media channels. We will be sending you the Badge image but keep in mind that in order to get a verifiable Badge you have to go through the credly process.



- 6.1 - When downloaded the badge, set up your privacy settings and Share your Badge! We will sent the badge image by email as well.



- 7 - Below is an example of the badge you will receive in PNG format. Please be sure to upload both, your earned certification and the badge image.



- 8 - How to share your Badge on LinkedIn:
  - Select the Licenses & Certifications section in your LinkedIn Profile
  - Add the name of the Certification obtained EX Certified Reliability Leader® (CRL)
  - Fill your information and upload your earned Badge image

**Add license or certification**

\* Indicators required

Name\*  
Certified reliability leader

Issuing organization\*  
Association of Asset Management Professionals

Issue date  
January 2026

Expiration date  
Month Year

Credential ID  
123456789

Credential URL  
https://www.credly.com/badges/7b5e2a10-4b5d-4a38-91e6-02aa3d2c9777

Save

**Add license or certification**

Credential ID  
123456789

Credential URL  
https://www.credly.com/badges/7b5e2a10-4b5d-4a38-91e6-02aa3d2c9777

**Skills**  
Associate at least 1 skill to this license or certification. It'll also appear in your Skills section.  
+ Add skill

**Media**  
Add media like images, documents, sites or presentations. Learn more about media file types supported  
+ Add media

certified-reliability-leader-crl-certification.png

Save

- 9 - Create a LinkedIn post and share it with your professional peers:
  - By clicking on Show credential you will be forwarded to the Credly verification page.

**Licenses & certifications**

**Certified Reliability Leader® (CRL)**  
Association of Asset Management Professionals  
Issued Jan 2026  
Credential ID 123456789

Show credential

certified-reliability-leader-crl-certification.png


**Certification added! Next, share this update with your network.**

Fanny Pacheco  
Post to Anyone  
Post now

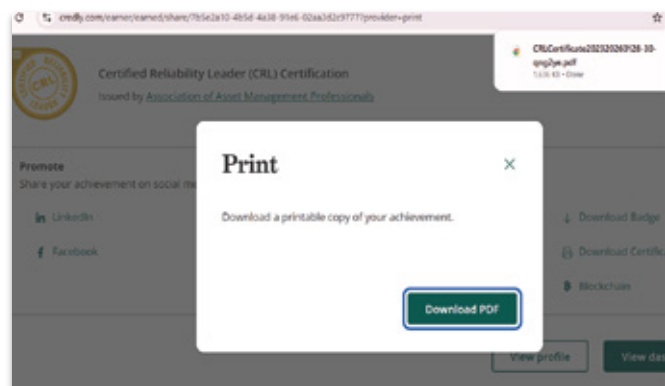
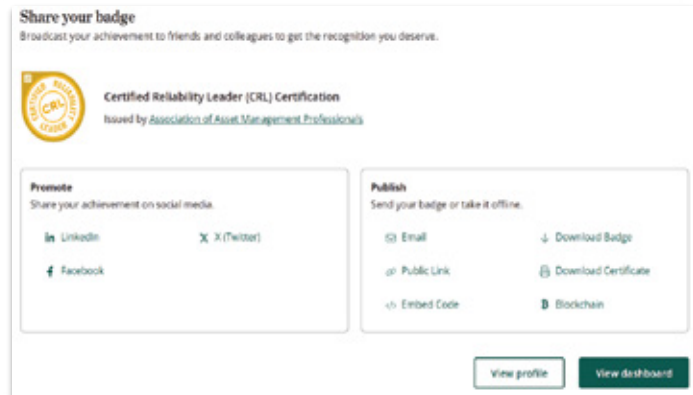
I'm happy to share that I've obtained a new certification: Certified reliability leader from Association of Asset Management Professionals!

Save was successful

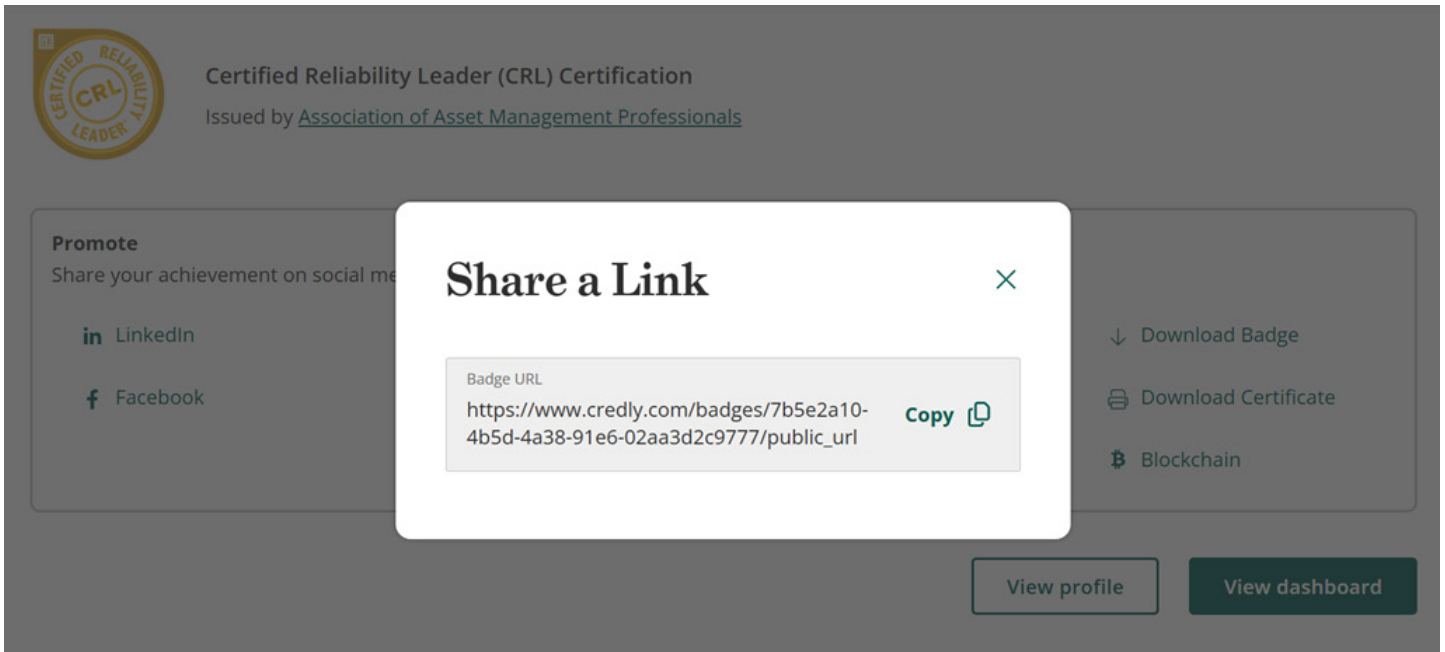
10 - To share your Badge on Facebook, just upload the image or your certificate with your personal comments and share it with your community.



11 - To download your PDF Certificate for print, go to Credly and get a printable document.



12 - Public links to share the certification are also available from Credly.



If you have any questions contact [crm@assetmanagementprofessionals.org](mailto:crm@assetmanagementprofessionals.org)



## **Certifications Name:**

- Certified Reliability Leader® (CRL)
- Certified Maintenance Manager® (CMM)

## **The Uptime® Elements Domain Badges:**

- The Lubrication Leader Badge (LL)
- Internet of Things (IoT) Leader Badge
- Uptime® Elements Management System (UEMS) Badge
- Uptime® Elements Asset Management Domain Badge (AM)
- Reliability Engineering for Maintenance (REM) Badge
- Asset Condition Management (ACM) Badge

## **CRL Domain Mastery Belt Program**

- REM: Reliability Engineering for Maintenance
- ACM: Asset Condition Management
- WEM: Work Execution Management
- LER: Leadership for Reliability
- AM: Asset Management